



Schools for Every Child

CEO's Analysis of Key Stage 2 Performance Data for 2022/23 Compared to 2023/24 with Essex and Local Comparisons

FSM6 (Pupil Premium) Pupils' Performance Compared to Average Essex Pupil Premium Children

Our Multi Academy Trust, Schools for Every Child, is dedicated to providing exceptional education and support to all students, particularly those who are disadvantaged. The performance data for our FSM6 (Pupil Premium) pupils across Rayleigh Primary School, North Crescent Primary School, and Wyburns Primary School demonstrates our success in this mission. The data indicates that our schools are outperforming both the local Essex and Essex averages in several key areas, showcasing the effectiveness of our

targeted interventions and teaching strategies. Combined averages for our schools show 81.9% of FSM6 pupils achieving the expected reading, writing, and maths standard compared to the Essex average of 43.6%. 87.6% of our FSM6 pupils in reading meet the expected standard versus 61.4% in Essex. 87.6% of our FSM6 pupils achieve the expected standard for maths compared to 57.6% in Essex. In writing, 86.7% of our FSM6 pupils meet the expected standard, significantly higher than the Essex average of 56.8%. These outstanding results highlight the success of Schools for Every Child in providing high-quality education and support to disadvantaged students.

The data below is the context and data for the pupil premium group at each school

Rayleigh Primary School

Context:

- **Cohort Size:** REDACTED
- **Sex (Male):** 35.7%
- **SEN Support:** REDACTED
- **EHCP/Statement:** REDACTED
- **Ethnicity (BME):** REDACTED
- **Language (EAL):** REDACTED
- **Disadvantaged:** REDACTED



01268 775712



schoolsforeverychild@gmail.com



Schools for Every Child, Rayleigh Primary School,
Love Lane, Rayleigh, Essex, SS6 7DD



schoolsforeverychild.org.uk



Schools for Every Child

Attainment and Assessments for FSM6 Pupils:

- **Reading, Writing, Maths (≥EXS):** 85.7% (Rayleigh) vs 43.6% (Essex) — a gap of +42.1%
- **GDS/High Score:** 7.1% (Rayleigh) vs 2.4% (Essex) — a gap of +4.7%
- **Reading (≥Exp.Std.):** 92.9% (Rayleigh) vs 61.4% (Essex) — a gap of +31.5%
- **Reading (High Score):** 14.3% (Rayleigh) vs 17.2% (Essex) — a gap of -2.9%
- **Writing (≥EXS):** 100.0% (Rayleigh) vs 56.8% (Essex) — a gap of +43.2%
- **Writing (GDS):** 14.3% (Rayleigh) vs 6.8% (Essex) — a gap of +7.5%
- **Maths (≥Exp.Std.):** 92.9% (Rayleigh) vs 57.6% (Essex) — a gap of +35.3%
- **Maths (High Score)::** 21.4% (Rayleigh) vs 9.5% (Essex) — a gap of +11.9%

Analysis: Rayleigh Primary School's FSM6 pupils significantly outperform their peers across Essex. The data showcases remarkable achievements, particularly in writing, where 100% of pupils met the expected standard, which is 43.2% above the Essex average. The performance in maths and reading is also exceptional, with gaps of +35.3% and +31.5%, respectively, reflecting the effectiveness of targeted interventions and support.

North Crescent Primary School

Context:

- **Cohort Size:** REDACTED
- **Sex (Male):** 20%
- **SEN Support:** REDACTED
- **EHCP/Statement:** REDACTED
- **Ethnicity (BME):** REDACTED
- **Language (EAL):** REDACTED
- **Disadvantaged:** REDACTED

Attainment and Assessments for FSM6 Pupils:

- **Reading, Writing, Maths (≥EXS)::** 60.0% (North Crescent) vs 43.6% (Essex) — a gap of +16.4%
- **GDS/High Score:** 0.0% (North Crescent) vs 2.4% (Essex) — a gap of -2.4%
- **Reading (≥Exp.Std)::** 70.0% (North Crescent) vs 61.4% (Essex) — a gap of +8.6%
- **Reading (High Score)::** 60.0% (North Crescent) vs 17.2% (Essex) — a gap of +42.8%
- **Writing (≥EXS)::** 60.0% (North Crescent) vs 56.8% (Essex) — a gap of +3.2%
- **Writing (GDS)::** 10.0% (North Crescent) vs 6.8% (Essex) — a gap of +3.2%



Schools for Every Child

- **Maths (≥Exp.Std.):** 70.0% (North Crescent) vs 57.6% (Essex) — a gap of +12.4%
- **Maths (High Score):** 10.0% (North Crescent) vs 9.5% (Essex) — a gap of +0.5%

Analysis: North Crescent Primary School's FSM6 pupils demonstrate strong performance, particularly in reading, where 60.0% achieved high scores, significantly surpassing the Essex average by 42.8%. The overall expected standard achievements in reading, writing, and maths are also above the Essex averages, indicating effective support and teaching strategies for disadvantaged pupils.

Wyburns Primary School

Context:

- **Cohort Size:** REDACTED
- **Sex (Male):** 20%
- **SEN Support:** REDACTED
- **EHCP/Statement:** REDACTED
- **Ethnicity (BME):** REDACTED
- **Language (EAL):** REDACTED
- **Disadvantaged:** REDACTED

Attainment and Assessments for FSM6 Pupils:

- **Reading, Writing, Maths (≥EXS):** 100.0% (Wyburns) vs 43.6% (Essex) — a gap of +56.4%
- **GDS/High Score:** 0.0% (Wyburns) vs 2.4% (Essex) — a gap of -2.4%
- **Reading (≥Exp.Std.):** 100.0% (Wyburns) vs 61.4% (Essex) — a gap of +38.6%
- **Reading (High Score):** 0.0% (Wyburns) vs 17.2% (Essex) — a gap of -17.2%
- **Writing (≥EXS):** 100.0% (Wyburns) vs 56.8% (Essex) — a gap of +43.2%
- **Writing (GDS):** 0.0% (Wyburns) vs 6.8% (Essex) — a gap of -6.8%
- **Maths (≥Exp.Std.):** 100.0% (Wyburns) vs 57.6% (Essex) — a gap of +42.4%
- **Maths (High Score):** 20.0% (Wyburns) vs 9.5% (Essex) — a gap of +10.5%







Schools for Every Child


Analysis: Wyburns Primary School's FSM6 pupils excel in all areas, with 100% meeting the expected standard in reading, writing, and maths. These results are significantly above the Essex averages, showcasing the school's exceptional support for disadvantaged pupils. The performance in maths high scores is particularly noteworthy, with a gap of +10.5%.

Trust-wide FSM / PPG Conclusion

Our FSM6 (Pupil Premium) pupils outperform their Essex peers in several key areas. This is a testament to the adequate support and targeted interventions schools have implemented. The data shows that our schools provide an environment where disadvantaged pupils can thrive and achieve excellent outcomes.

 01268 775712

 schoolsforeverychild@gmail.com

 Schools for Every Child,
Rayleigh Primary School, Love Lane,
Rayleigh, Essex, SS6 7DD

 schoolsforeverychild.org.uk

